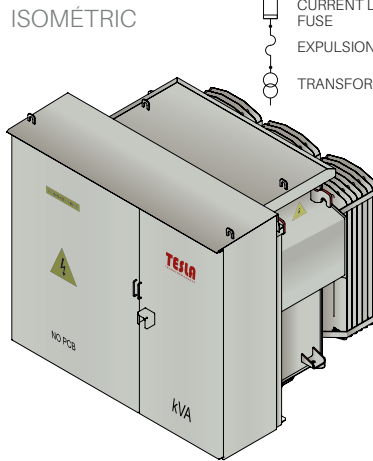
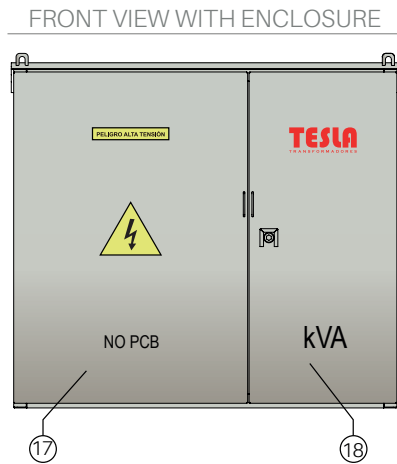
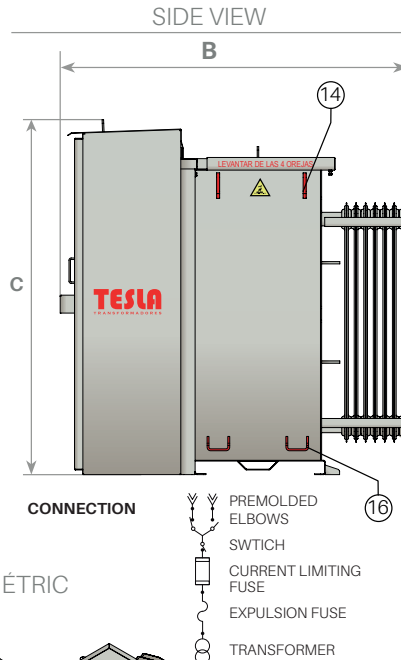
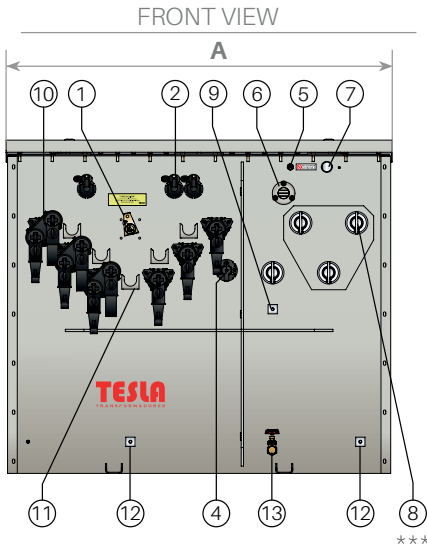


THREE-PHASE PEDESTAL LOOP FEED TRANSFORMER SERIES 15 / 1.2 kV IN ACCORDANCE WITH IEEE C57.12.34 AND NTC 3997 (LOAD BREAK - EXPULSION FUSE PROTECTION AND CURRENT-LIMITING FUSE)

Note: the designs are legal property of Nacional de Transformadores S.A.S. - Tesla Transformers due to its registered trademark. The total or partial use of Tesla Transformers' design is prohibited without prior authorization from Nacional de Transformadores S.A.S.



Rated voltage (kV)	15 / 1,2
Primary voltage (V)	13800-13200 11400
Voltage Secondary (V)	Up to 800
Phases	3
Installation	Outdoor
Frequency (Hz)	60
connection group	Dyn-
Tap changer	(+1-3) x 2,5 % o (+2-2) x 2,5 % On request
Temperature rise (°C)	65
BIL (kV)	95 / 30
Cooling	ONAN / KNAN
Insulation class	Ao
Insulating liquid	Oil Mineral / Vegetable

POWER (kVA)	A (mm)	B (mm)	C (mm)	WEIGHT (kg)	OIL (L)	IMPEDANCE AT 85°C (%)	SHORT CIRCUIT DURATION (s)	SYMMETRICAL ICC (kA)	LOAD LOSSES AT 85°C Pk(W)	NO-LOAD LOSSES Po(W)	EFFICIENCY 75°C (+) (%)	SOUND PRESSURE POWER (+) (dB)
30	1500	1100	1150	800	190	3	1,13	33,3	515	135	98,35	48
45	1500	1100	1150	830	270	3	1,13	33,3	710	180	98,50	48
75	1500	1100	1160	850	320	3,5	1,53	28,6	1090	265	98,65	51
112,5	1500	1100	1230	960	340	3,5	1,53	28,6	1540	365	98,74	55
150	1500	1220	1230	1030	380	4	2,00	25	1960	450	98,82	55
225	1590	1320	1230	1230	490	4	2,00	25	2890	615	98,88	55
300	1590	1410	1330	1470	550	4,5	2,00	22,2	3675	765	98,94	55
400	1590	1430	1400	1670	630	4,5	2,00	22,2	4730	930	99,01	56
500	1590	1470	1440	1930	690	5	2,00	20	5780	1090	99,05	56
630	1970	1550	1550	2360	800	5	2,00	20	7140	1285	99,08	57
800	2190	1630	1550	2580	970	5	2,00	20	8900	1520	99,12	58
1000	2370	1710	1650	2820	1170	5	2,00	20	11100	1780	99,15	58
1250	2420	1750	1720	3200	1240	6	2,00	16,7	13500	2090	99,18	60
1600	2490	1790	1820	3720	1370	6	2,00	16,7	16700	2520	99,22	61
2000	2750	1950	1930	4500	1850	6	2,00	16,7	20400	3010	99,24	61

(*) Efficiency levels calculated at reference temperature of 55°C, with load factor of 50% and power factor = 1 (the calculated efficiency is in accordance with the losses established in the NTC 819 fourth update standard).
 (*) Above the guaranteed efficiency value, the specified no-load or winding losses are a reference and these may vary depending on the voltage and current characteristics of the transformer.
 (***) NTC 5978 sound pressure level.
 (***) Number of perforations in LV terminals according to manufacturing standard and reference standard (NTC 3997).

- Notes.**
- Due to changes in technology and manufacturing methods, dimensions may change without prior notice, tolerances ± 10%.
 - Additional accessories such as DPS, oil thermometer, contact overpressure valve, magnetic level, winding thermometer, are quoted at the customer's request at additional cost, winding thermometer, are quoted at the customer's request with additional cost.
 - For voltages 7620-4160-2400 V the series voltage and the BIL change, consult the factory.
 - Vegetable oil generates additional cost.
 - The measurements are approximate for final plans check with the factory.
 - For different or higher powers, they are manufactured to order, check with the factory.

Constituent parts

- Four position sectionalizing loadbreak switch
- Holder assembly.
- Current limiting fuse (internal).
- Voltage-free branch switch.
- Overpressure relief valve.
- Oil level.
- Filling device.
- Low voltage terminals.
- Neutral grounding terminal.
- Premolded type high voltage terminals.
- Parking support.
- Terminal for grounding.
- Recirculation and drainage valve.
- Lifting device.
- Nameplate (internally).
- Crawling device (≥500kVA).
- Primary gate (high voltage)
- Secondary gate (low voltage).
- Surge arresters 15kV (at customer's request).
- Live front porcelain type terminals (at the customer's request).



TR-CO17/7452